



UPPSALA
UNIVERSITET

The Earley Algorithm

Syntactic analysis (5LN455)

2016-11-22

Sara Stymne

Department of Linguistics and Philology

Based on slides by Marco Kuhlmann





UPPSALA
UNIVERSITET

Recap: Treebank grammars, evaluation



Treebanks

- Treebanks are corpora in which each sentence has been annotated with a syntactic analysis.
- Producing a high-quality treebank is both time-consuming and expensive.
- One of the most widely known treebanks is the Penn TreeBank (PTB).



The Penn Treebank

```
( (S
  (NP-SBJ
    (NP (NNP Pierre) (NNP Vinken) )
    ( , , )
    (ADJP
      (NP (CD 61) (NNS years) )
      (JJ old) )
    ( , , ) )
  (VP (MD will)
    (VP (VB join)
      (NP (DT the) (NN board) )
      (PP-CLR (IN as)
        (NP (DT a) (JJ nonexecutive) (NN director) ))
      (NP-TMP (NNP Nov.) (CD 29) )))
  ( . . ) ) )
```





Treebank grammars

- Given a treebank, we can construct a grammar by reading rules off the phrase structure trees.
- A treebank grammar will account for all analyses in the treebank.
- It will also account for sentences that were not observed in the treebank.



Treebank grammars

- The simplest way to obtain rule probabilities is **relative frequency estimation**.
- **Step 1:** Count the number of occurrences of each rule in the treebank.
- **Step 2:** Divide this number by the total number of rule occurrences for the same left-hand side.

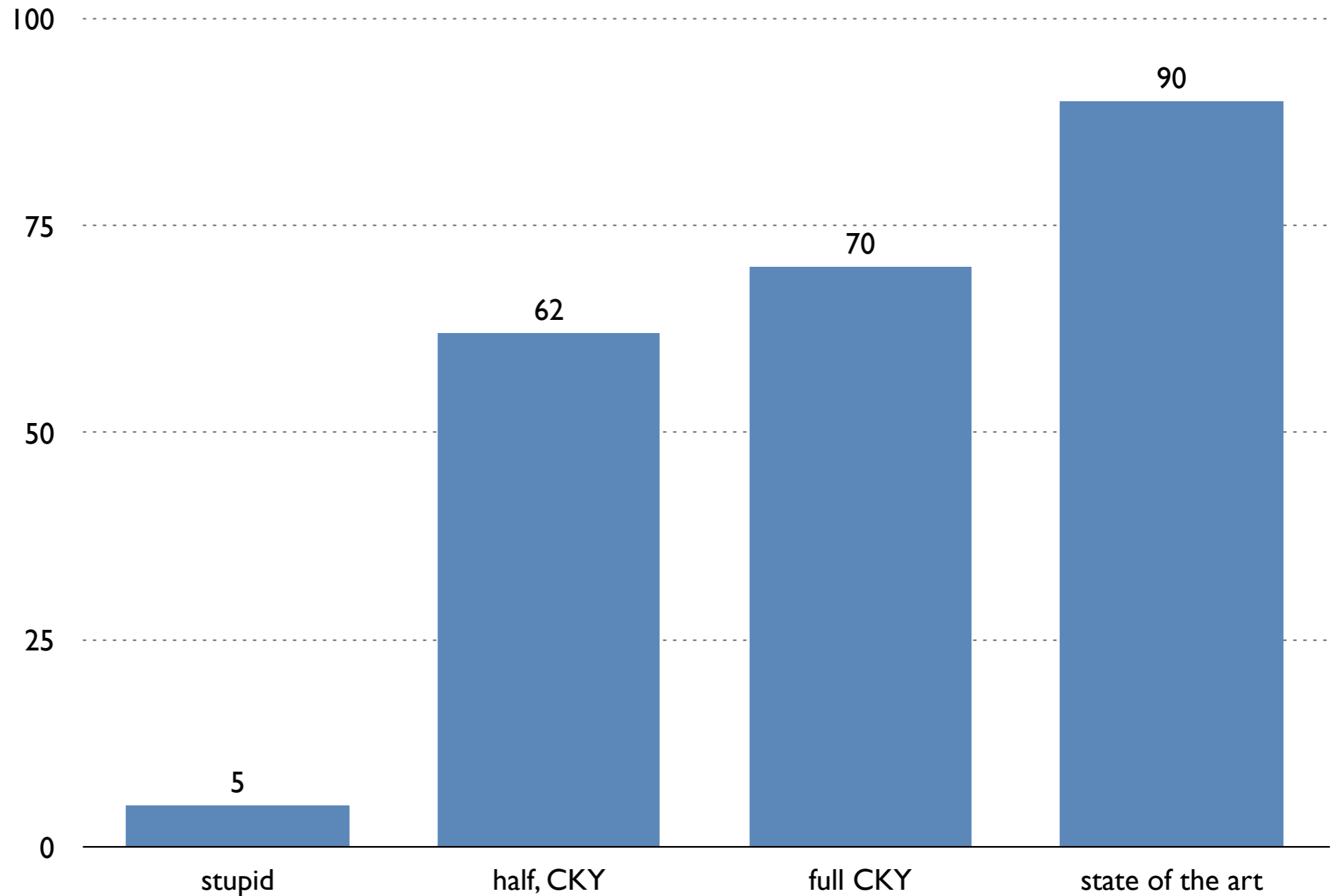


Parse evaluation measures

- **Precision:**
Out of all brackets found by the parser, how many are also present in the gold standard?
- **Recall:**
Out of all brackets in the gold standard, how many are also found by the parser?
- **F1-score:**
harmonic mean between precision and recall:
$$2 \times \text{precision} \times \text{recall} / (\text{precision} + \text{recall})$$



Parser evaluation measures



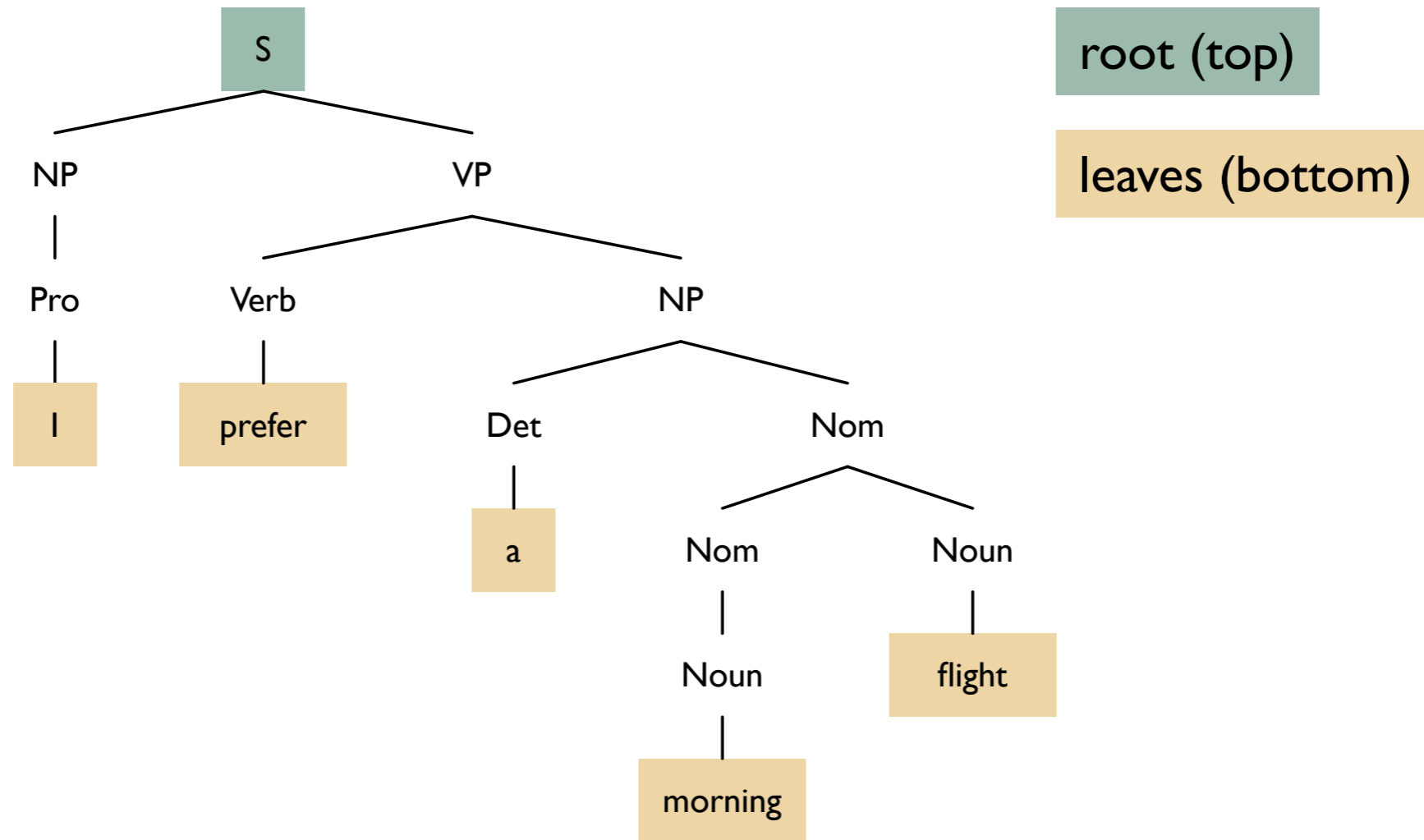


UPPSALA
UNIVERSITET

The Earley algorithm



Parse trees





Top-down and bottom-up

top-down

only build trees that have S at the root node

may lead to trees that do not yield the sentence

bottom-up

only build trees that yield the sentence

may lead to trees that do not have S at the root



CKY versus Earley

- The CKY algorithm has two disadvantages:
 - It can only handle restricted grammars.
 - It does not use top–down information.
- The Earley algorithm does not have these:
 - It can handle arbitrary grammars.
 - It does use top–down information.
 - On the downside, it is more complicated.



The algorithm

- Start with the start symbol S .
- Take the leftmost nonterminal and **predict** all possible expansions.
- If the next symbol in the expansion is a word, match it against the input sentence (**scan**); otherwise, repeat.
- If there is nothing more to expand, the subtree is **complete**; in this case, continue with the next incomplete subtree.



Dotted rules

- A **dotted rule** is a partially processed rule.

Example: $S \rightarrow NP \bullet VP$

- The dot can be placed in front of the first symbol, behind the last symbol, or between two symbols on the right-hand side of a rule.
- The general form of a dotted rule thus is $A \rightarrow \alpha \bullet \beta$, where $A \rightarrow \alpha\beta$ is the original, non-dotted rule.



UPPSALA
UNIVERSITET

The Earley algorithm

Example run

0 | 1 prefer 2 a 3 morning 4 flight 5

S [0, 0]

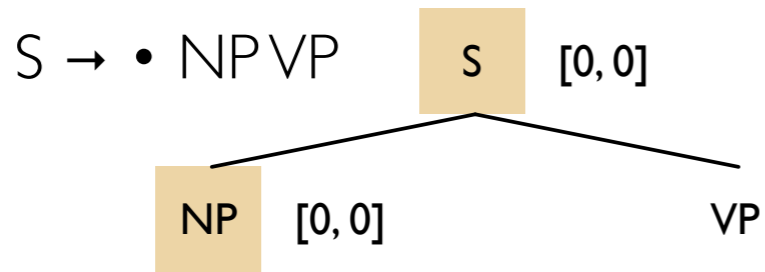


Predict the rule $S \rightarrow \bullet NPVP$



Example run

0 | 1 prefer 2 a 3 morning 4 flight 5

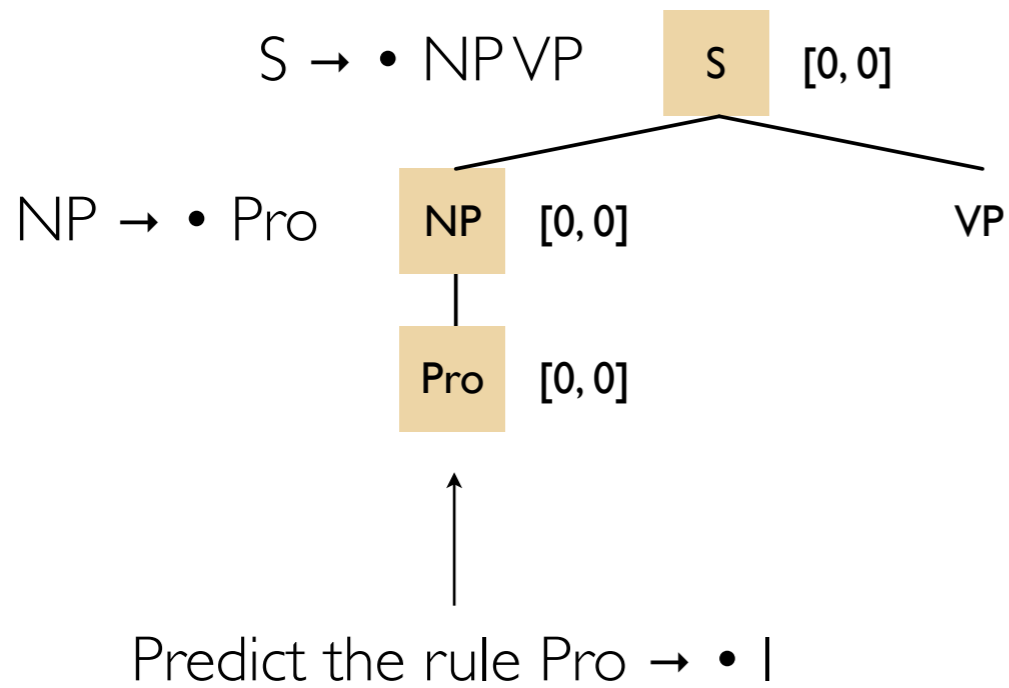


Predict the rule NP → • Pro



Example run

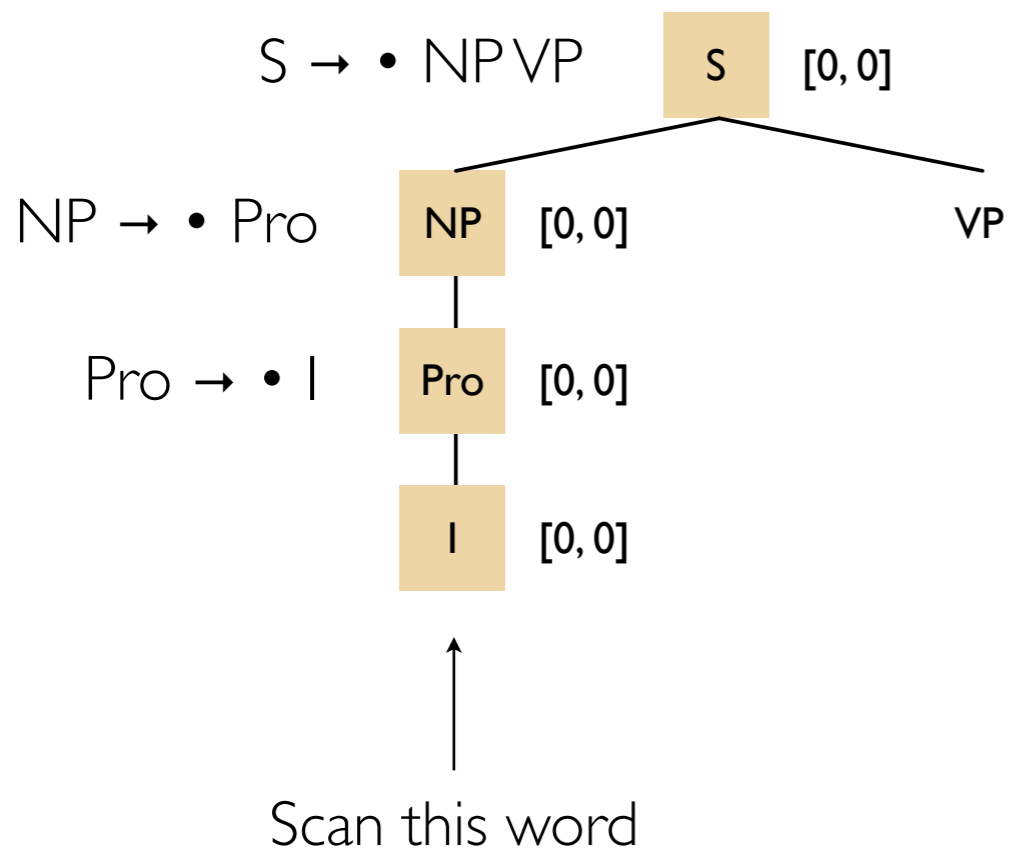
0 | 1 prefer 2 a 3 morning 4 flight 5





Example run

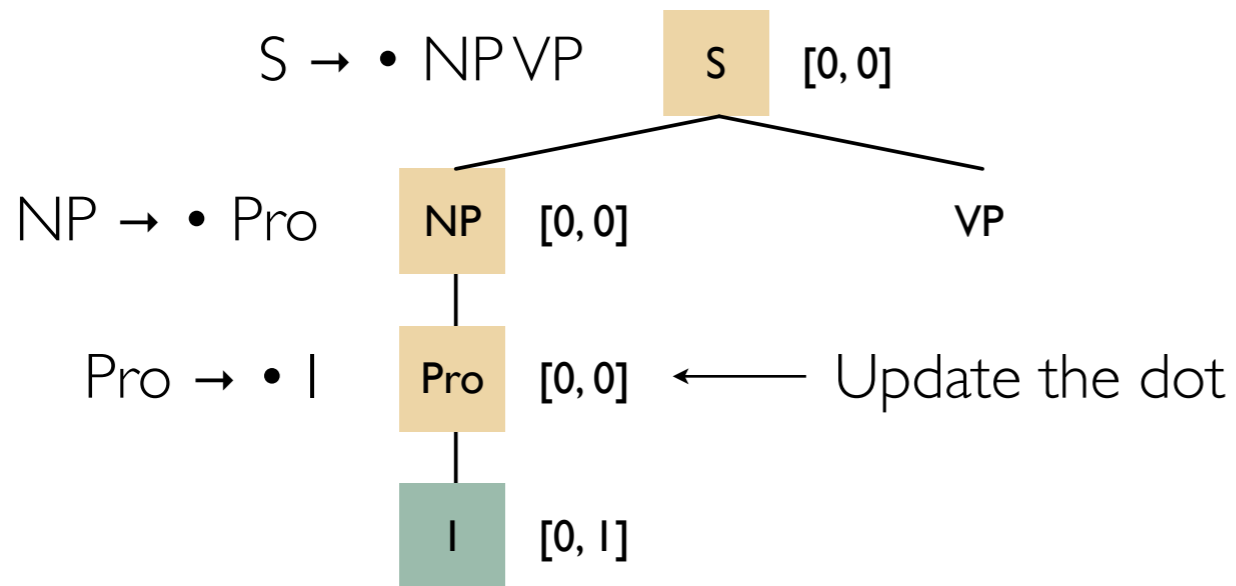
0 | 1 prefer 2 a 3 morning 4 flight 5





Example run

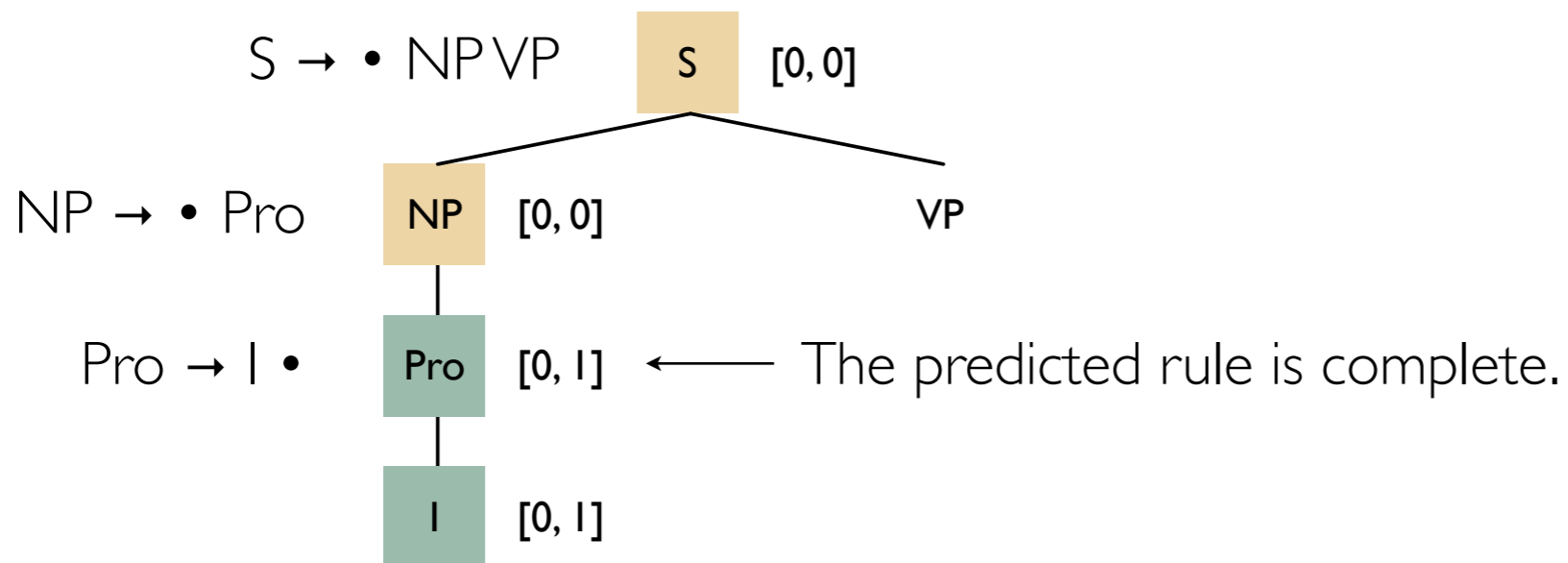
0 I 1 prefer 2 a 3 morning 4 flight 5





Example run

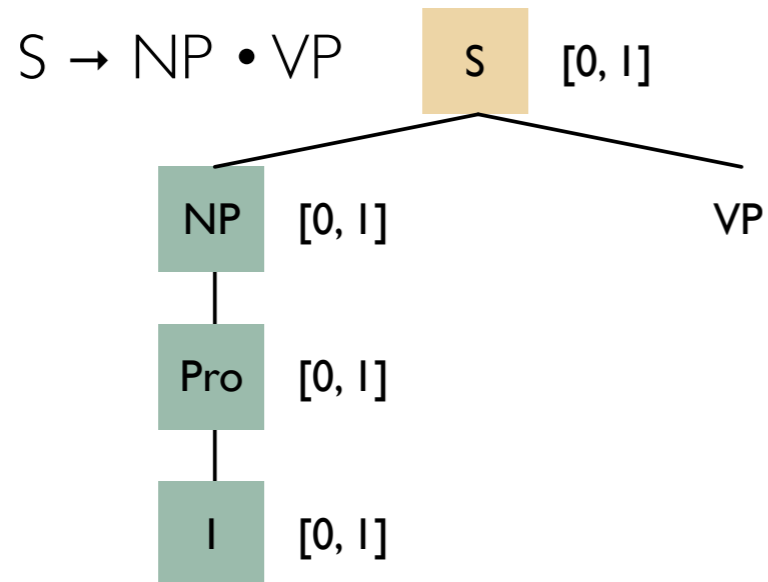
0 | 1 prefer 2 a 3 morning 4 flight 5





Example run

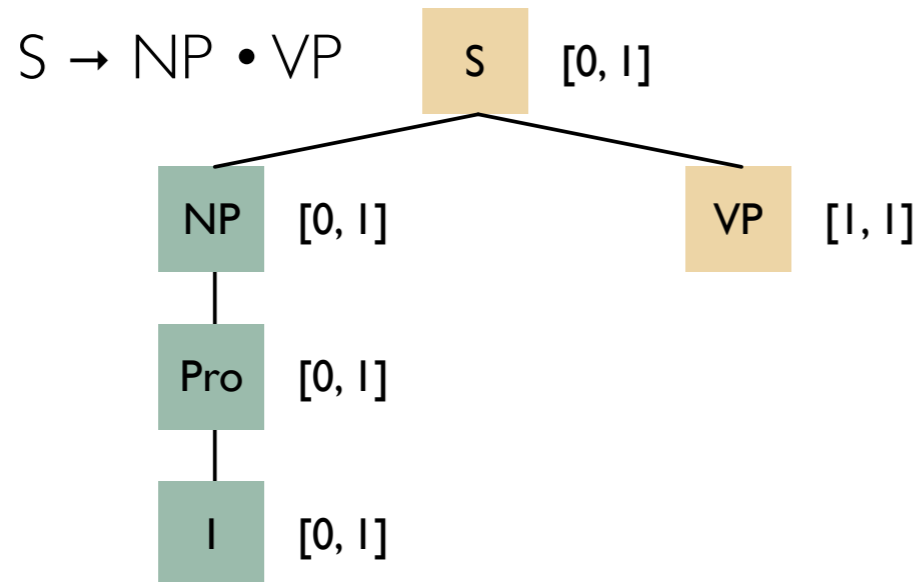
0 | 1 prefer 2 a 3 morning 4 flight 5





Example run

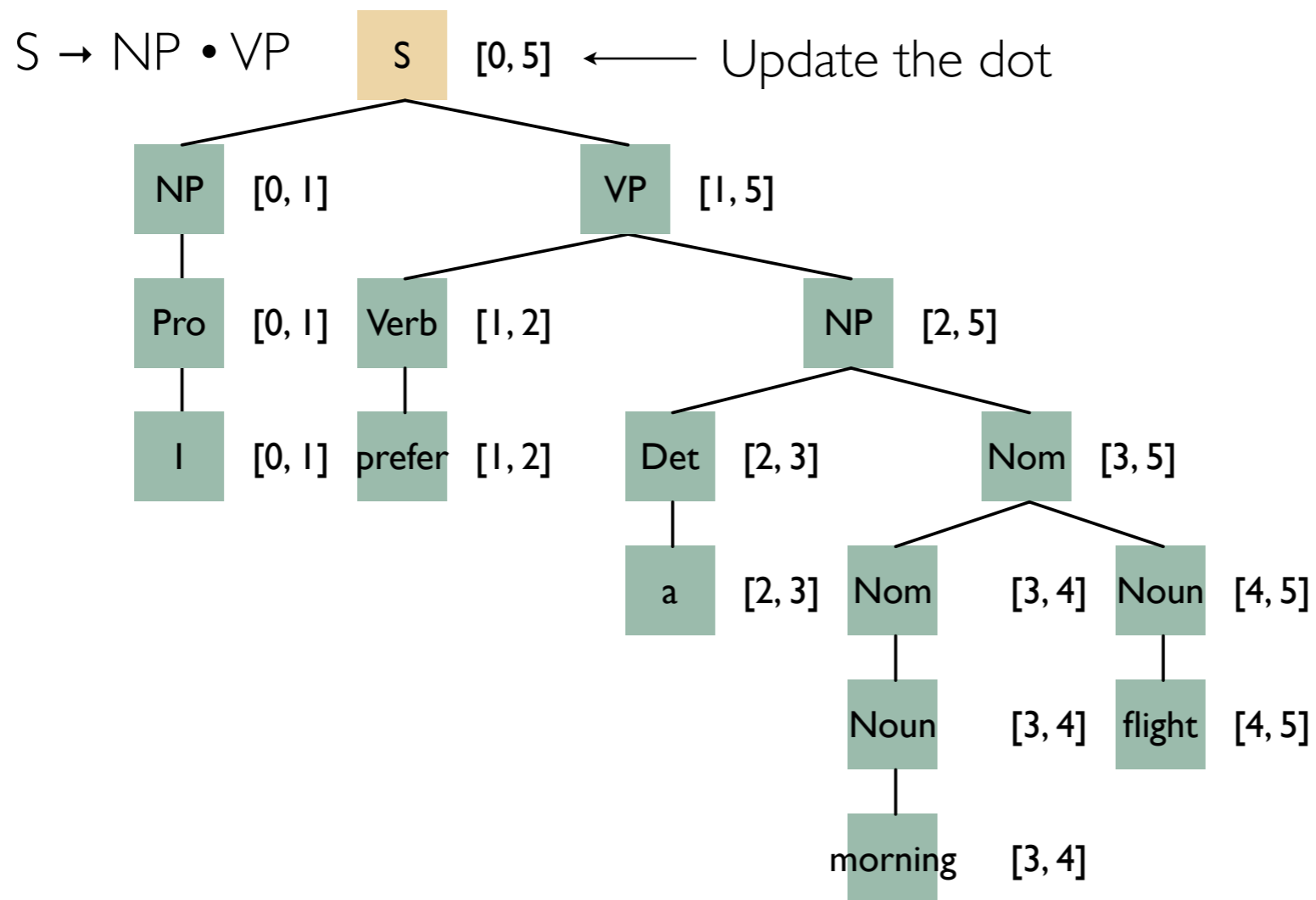
0 | 1 prefer 2 a 3 morning 4 flight 5





Example run

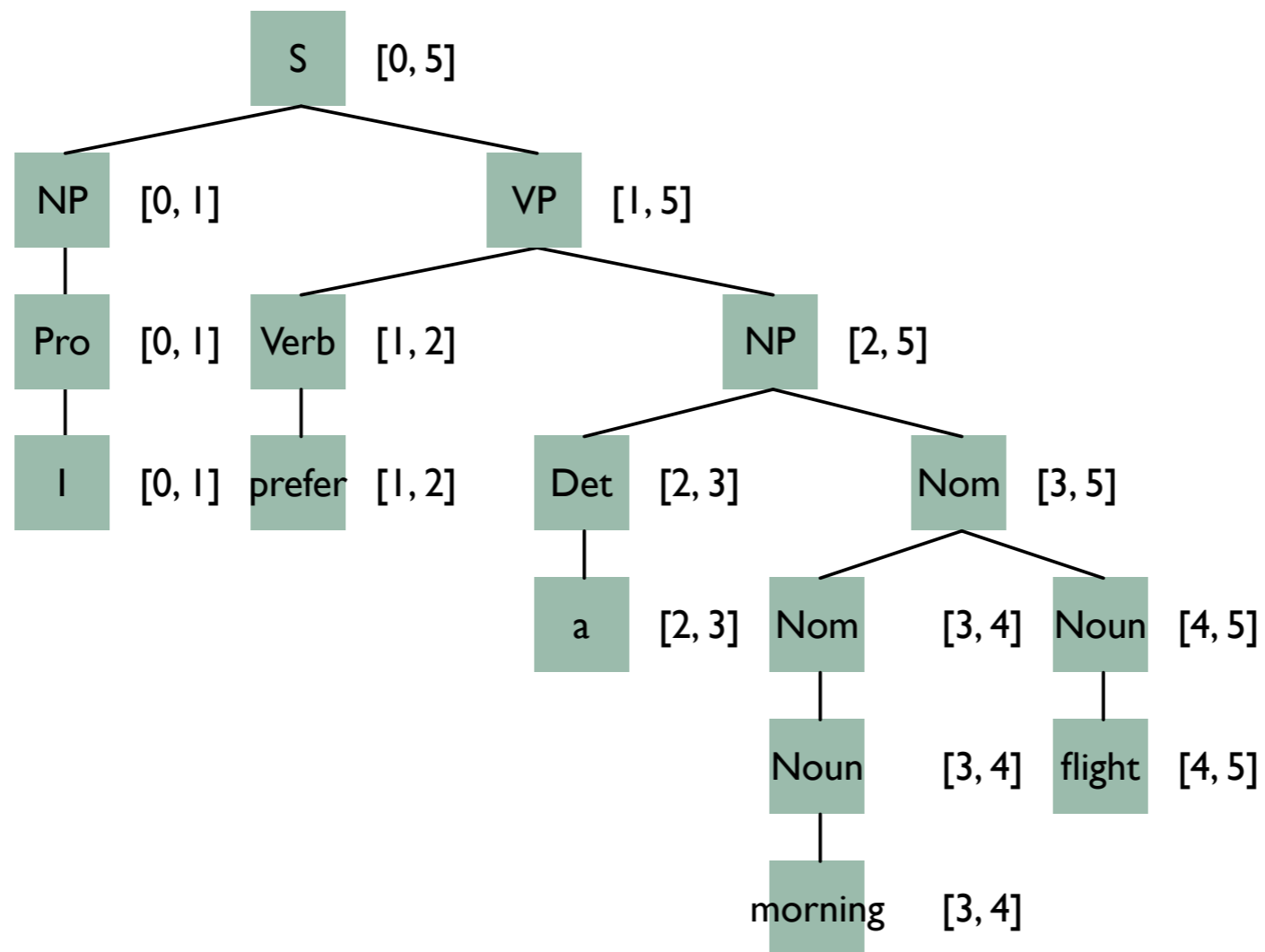
0 | I prefer 2 a 3 morning 4 flight 5





Example run

0 | I prefer 2 a 3 morning 4 flight 5





The algorithm

- Start with the start symbol S .
- Take the leftmost nonterminal and **predict** all possible expansions.
- If the next symbol in the expansion is a word (or POS), match it against the input sentence (**scan**); otherwise, repeat.
- If there is nothing more to expand, the subtree is **complete**; in this case, continue with the next incomplete subtree.



Chart entries

- The chart contains entries of the form $[\text{min}, \text{max}, A \rightarrow \alpha \cdot \beta]$, where min and max are positions in the input and $A \rightarrow \alpha \cdot \beta$ is a dotted rule.
- Such an entry says: ‘We have built a parse tree whose first rule is $A \rightarrow \alpha\beta$ and where the part of this rule that corresponds to α covers the words between min and max .’



Inference rules

Axiom	$[0, 0, S \rightarrow \cdot \alpha]$	$S \rightarrow \alpha$
Predict	$\frac{[i, j, A \rightarrow \alpha \cdot B \beta]}{[j, j, B \rightarrow \cdot \gamma]}$	$B \rightarrow \gamma$
Scan	$\frac{[i, j, A \rightarrow \alpha \cdot a \beta]}{[i, j + 1, A \rightarrow \alpha a \cdot \beta]}$	$w_j = a$
Complete	$\frac{[i, j, A \rightarrow \alpha \cdot B \beta] \quad [j, k, B \rightarrow \gamma \cdot]}{[i, k, A \rightarrow \alpha B \cdot \beta]}$	



Pseudo code I

```
function EARLEY-PARSE(words, grammar) returns chart  
  
  ENQUEUE( $(\gamma \rightarrow \bullet S, [0, 0])$ , chart[0])  
  for  $i \leftarrow$  from 0 to LENGTH(words) do  
    for each state in chart[i] do  
      if INCOMPLETE?(state) and  
        NEXT-CAT(state) is not a part of speech then  
        PREDICTOR(state)  
      elseif INCOMPLETE?(state) and  
        NEXT-CAT(state) is a part of speech then  
        SCANNER(state)  
      else  
        COMPLETER(state)  
    end  
  end  
  return(chart)
```



Pseudo code 2

```
procedure PREDICTOR( $(A \rightarrow \alpha \bullet B \beta, [i, j])$ )  
  for each  $(B \rightarrow \gamma)$  in GRAMMAR-RULES-FOR( $B, grammar$ ) do  
    ENQUEUE( $(B \rightarrow \bullet \gamma, [j, j])$ ,  $chart[j]$ )  
end  
  
procedure SCANNER( $(A \rightarrow \alpha \bullet B \beta, [i, j])$ )  
  if  $B \subset PARTS-OF-SPEECH(word[j])$  then  
    ENQUEUE( $(B \rightarrow word[j], [j, j+1])$ ,  $chart[j+1]$ )  
  
procedure COMPLETER( $(B \rightarrow \gamma \bullet, [j, k])$ )  
  for each  $(A \rightarrow \alpha \bullet B \beta, [i, j])$  in  $chart[j]$  do  
    ENQUEUE( $(A \rightarrow \alpha B \bullet \beta, [i, k])$ ,  $chart[k]$ )  
end
```



Recogniser/parser

- When parsing is complete, is there a chart entry?
[0, n, $S \rightarrow \alpha \cdot$]
- Recognizer
- If we want a parser, we have to add back pointers, and retrieve a tree
- Earley's algorithm can be used for PCFGs, but it is more complicated than for CKY



Summary

- The Earley algorithm is a parsing algorithm for arbitrary context-free grammars.
- In contrast to the CKY algorithm, it also uses top–down information.
- Also in contrast to the CKY algorithm, its probabilistic extension is not straightforward.
- Reading: J&M 13.4.2



Course overview

- Seminar next Tuesday (Nov 29)
 - Group A: 13.15-14.00
 - Group B: 14.15-15.00
- Groups are posted on the course page
- Own work:
 - Read the seminar article and prepare
 - Work on assignment 1 and 2
 - Contact me if you need help!